

# How to vote for the Senate

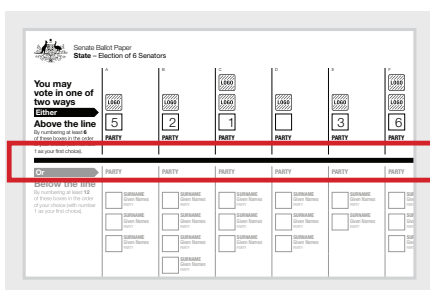


It is important that you vote the right way.



If you do not vote the right way, your vote will **not** count.

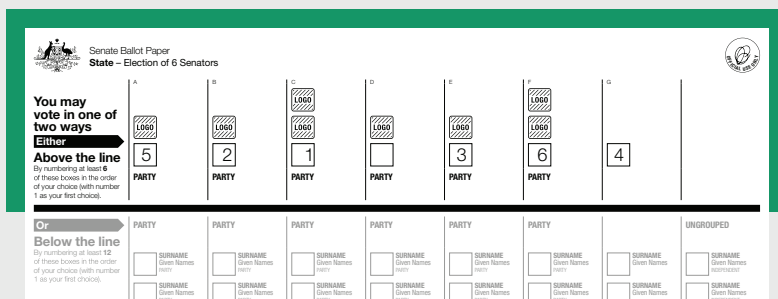
## How you need to vote



On your **white** ballot paper you must choose if you want to vote

- Above the line
- Below the line

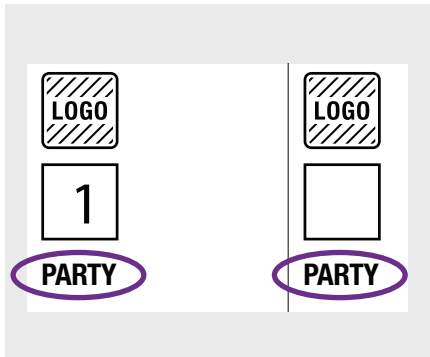
You can **not** do both.



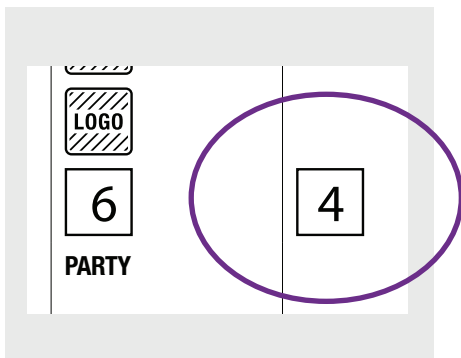
### Above the line

If you vote above the line you can vote for a party or group or a person not in a party or group.

# How to vote for the Senate

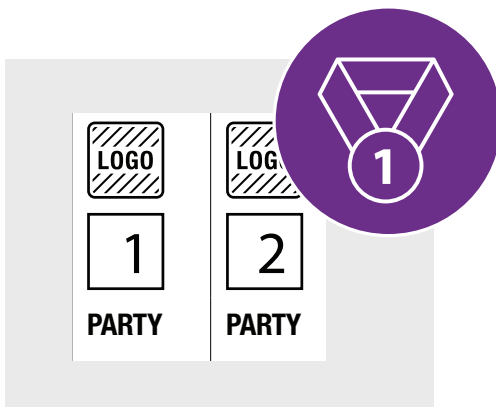


You can see the name of the party or group under each box.



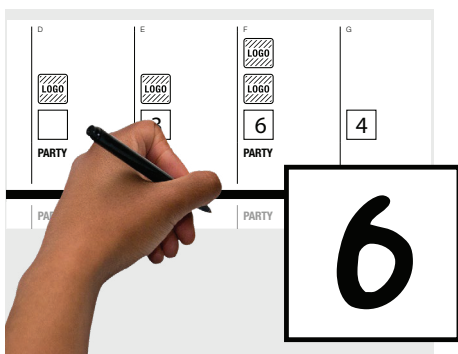
Some people have no party or group under their box.

They are not part of a party or group.



Write the number **1** in the box of your favourite party, group or person.

Your second favourite party, group or person gets the number **2**.



You must keep going until the number **6**.

Or you can keep going until you put a number into each box.

# How to vote for the Senate

**Above the line**  
By numbering at least 6 of these boxes in the order of your choice (with number 1 as your first choice).

**Or**

**Below the line**  
By numbering at least 12 of these boxes in the order of your choice (with number 1 as your first choice).

<input type="checkbox"/>	PARTY	<input type="checkbox"/>	PARTY	<input type="checkbox"/>	PARTY	<input type="checkbox"/>	PARTY	<input type="checkbox"/>	PARTY	<input type="checkbox"/>	PARTY	<input type="checkbox"/>		<input type="checkbox"/>		
<input type="checkbox"/>	PARTY	<input type="checkbox"/>	PARTY	<input type="checkbox"/>	PARTY	<input type="checkbox"/>	PARTY	<input type="checkbox"/>	PARTY	<input type="checkbox"/>	PARTY	<input type="checkbox"/>	UNGROUPED	<input type="checkbox"/>	UNGROUPED	
<input type="checkbox"/>	SURNAME Given Names PARTY	8 <input type="checkbox"/>	SURNAME Given Names PARTY	<input type="checkbox"/>	SURNAME Given Names PARTY	6 <input type="checkbox"/>	SURNAME Given Names PARTY	10 <input type="checkbox"/>	SURNAME Given Names PARTY	<input type="checkbox"/>	SURNAME Given Names PARTY	4 <input type="checkbox"/>	SURNAME Given Names PARTY	<input type="checkbox"/>	SURNAME Given Names PARTY	
1 <input type="checkbox"/>	SURNAME Given Names PARTY	<input type="checkbox"/>	5 <input type="checkbox"/>	SURNAME Given Names PARTY	<input type="checkbox"/>	3 <input type="checkbox"/>	SURNAME Given Names PARTY	<input type="checkbox"/>	9 <input type="checkbox"/>	SURNAME Given Names PARTY	<input type="checkbox"/>	11 <input type="checkbox"/>	SURNAME Given Names PARTY	<input type="checkbox"/>	7 <input type="checkbox"/>	SURNAME Given Names PARTY
<input type="checkbox"/>	SURNAME Given Names PARTY	<input type="checkbox"/>	SURNAME Given Names PARTY	<input type="checkbox"/>	2 <input type="checkbox"/>	SURNAME Given Names PARTY	<input type="checkbox"/>	12 <input type="checkbox"/>	SURNAME Given Names PARTY	<input type="checkbox"/>	SURNAME Given Names PARTY	<input type="checkbox"/>	SURNAME Given Names PARTY	<input type="checkbox"/>	SURNAME Given Names PARTY	

## Below the line

If you vote below the line you vote for people.

Some are part of a party or group.

<b>PARTY</b>	<b>PARTY</b>		
8 <input type="checkbox"/>	SURNAME Given Names PARTY	<input type="checkbox"/>	SURNAME Given Names PARTY
5 <input type="checkbox"/>	SURNAME Given Names PARTY	3 <input type="checkbox"/>	SURNAME Given Names PARTY
<input type="checkbox"/>	SURNAME Given Names PARTY	2 <input type="checkbox"/>	SURNAME Given Names PARTY

The name of the party or group is at the top.

Under each party or group are boxes with names of people.

These people are from that party or group.

<b>UNGROUPED</b>	<b>UNGROUPED</b>		
4 <input type="checkbox"/>	SURNAME Given Names INDEPENDENT	<input type="checkbox"/>	SURNAME Given Names INDEPENDENT
<input type="checkbox"/>	SURNAME Given Names INDEPENDENT	7 <input type="checkbox"/>	SURNAME Given Names INDEPENDENT
<input type="checkbox"/>	SURNAME Given Names INDEPENDENT		

There is no name at the top if the person is not part of a party or group.




1 <input type="checkbox"/>	SURNAME Given Names PARTY	2 <input type="checkbox"/>	SURNAME Given Names PARTY
----------------------------	---------------------------------	----------------------------	---------------------------------

Write the number 1 into the box next to your favourite person.

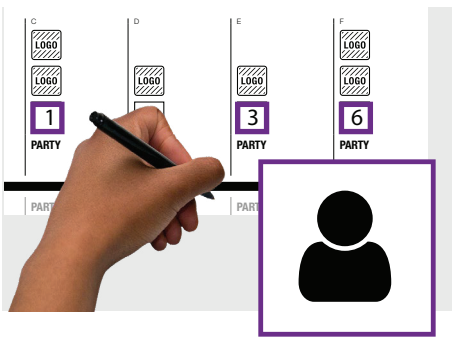
Your second favourite person gets the number 2.

# How to vote for the Senate

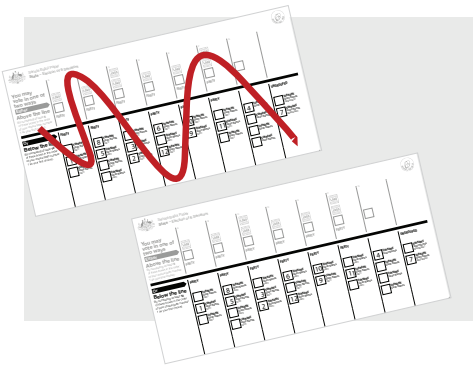


You must keep going until the number **12**.

Or you can put more than **12** numbers if you like.



The people you choose do not have to be from the same party or group.



It is ok to make a mistake.

You can ask for a new ballot paper and start again.



You can ask staff for help.

[aec.gov.au](http://aec.gov.au) 13 23 26

